

Measure 3 Time to Disposition ALL JUDGES (01/01/2012 - 12/31/2012)

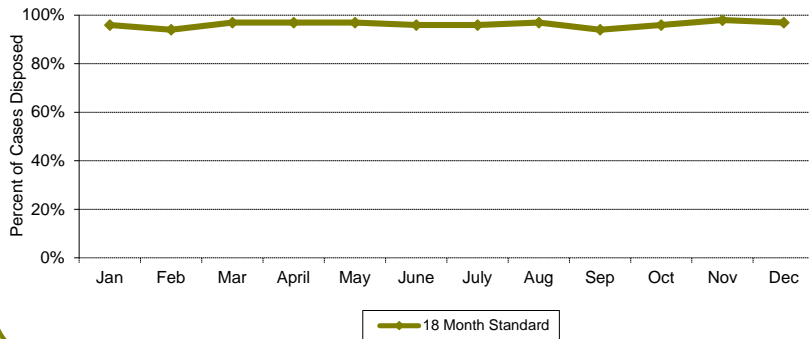


CourTools

A - Marriage Termination With Children

Month	Percentage of Cases Disposed		Number of Days	
	Cases	< 18 Months	Mean	Median
Jan	129	96%	145	108
Feb	133	94%	178	142
Mar	147	97%	162	114
April	119	97%	160	114
May	152	97%	140	99
June	146	96%	149	104
July	149	96%	169	118
Aug	142	97%	152	107
Sep	110	94%	167	111
Oct	124	96%	176	131
Nov	93	98%	196	151
Dec	120	97%	175	138
	1564	1.0		

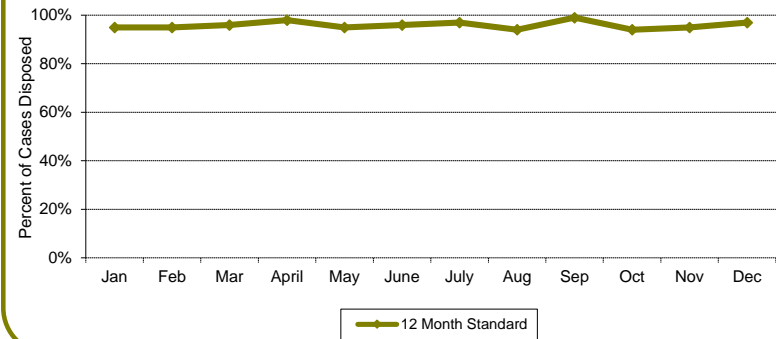
Time to Disposition - 18 Months Time Standard



B - Marriage Termination without Children

Month	Percentage of Cases Disposed		Number of Days	
	Cases	< 12 Months	Mean	Median
Jan	145	95%	118	89
Feb	134	95%	132	102
Mar	153	96%	126	95
April	172	98%	124	85
May	186	95%	127	89
June	159	96%	125	88
July	138	97%	117	91
Aug	156	94%	124	82
Sep	158	99%	118	90
Oct	159	94%	122	94
Nov	113	95%	137	97
Dec	147	97%	127	90
	1820	1.0		

Time to Disposition - 12 Months Time Standard



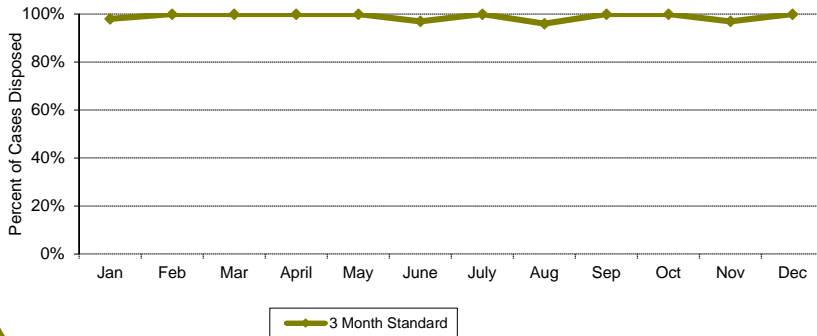
Measure 3 Time to Disposition ALL JUDGES (01/01/2012 - 12/31/2012)



C - Marriage Dissolutions with Children

Month	Percentage of Cases Disposed		Number of Days	
	Cases	< 3 Months	Mean	Median
Jan	50	98%	46	43
Feb	52	100%	44	41
Mar	39	100%	46	42
April	58	100%	45	42
May	63	100%	47	41
June	47	97%	46	40
July	49	100%	49	43
Aug	66	96%	47	45
Sep	46	100%	45	42
Oct	60	100%	43	38
Nov	45	97%	43	40
Dec	56	100%	45	42
	631	1.0		

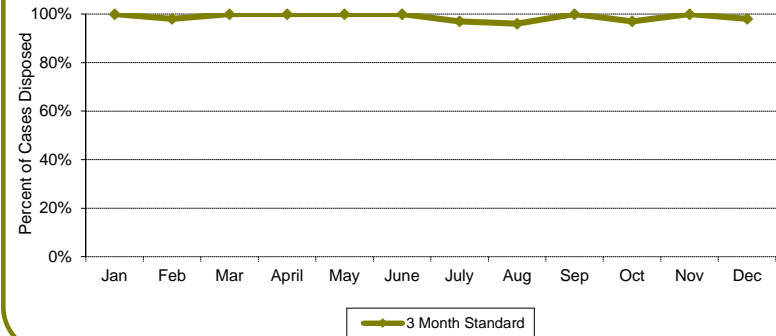
Time to Disposition - 3 Month Time Standard



D - Marriage Dissolutions without Children

Month	Percentage of Cases Disposed		Number of Days	
	Cases	< 3 Months	Mean	Median
Jan	51	100%	39	38
Feb	70	98%	43	39
Mar	65	100%	41	38
April	67	100%	43	39
May	86	100%	40	39
June	63	100%	39	37
July	80	97%	41	40
Aug	60	96%	42	38
Sep	46	100%	47	41
Oct	85	97%	43	37
Nov	75	100%	42	40
Dec	64	98%	40	37
	812	1.0		

Time to Disposition - 3 Month Time Standard



Measure 3 Time to Disposition ALL JUDGES (01/01/2012 - 12/31/2012)



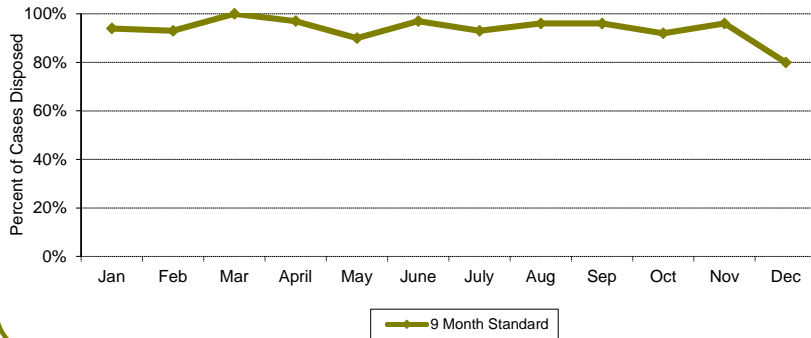
CourTools

E - Change of Custody

Month	Percentage of Cases Disposed		Number of Days	
	Cases	< 9 Months	Mean	Median
Jan	38	94%	100	67
Feb	46	93%	94	41
Mar	40	100%	57	38
April	45	97%	77	42
May	44	90%	110	71
June	37	97%	95	54
July	44	93%	77	37
Aug	59	96%	66	21
Sep	54	96%	74	39
Oct	52	92%	112	70
Nov	27	96%	93	72
Dec	25	80%	134	87

511 0.9

Time to Disposition - 9 Month Time Standard

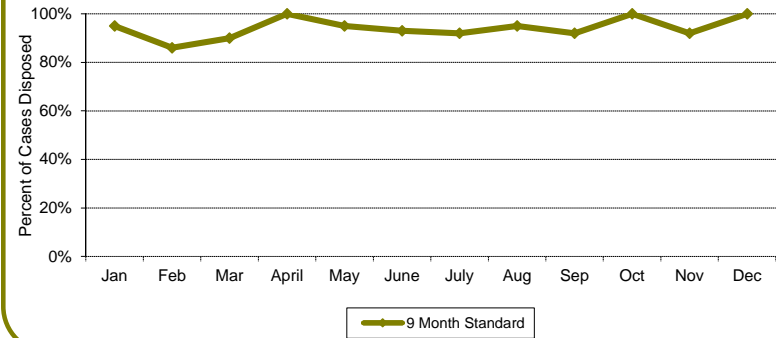


F - Visitation Enforcement or Modification

Month	Percentage of Cases Disposed		Number of Days	
	Cases	< 9 Months	Mean	Median
Jan	23	95%	119	88
Feb	22	86%	118	76
Mar	20	90%	120	80
April	11	100%	63	29
May	20	95%	93	61
June	15	93%	95	41
July	13	92%	99	46
Aug	23	95%	89	62
Sep	13	92%	88	44
Oct	8	100%	99	55
Nov	14	92%	92	69
Dec	6	100%	94	80

188 0.9

Time to Disposition - 9 Month Time Standard



Measure 3 Time to Disposition ALL JUDGES (01/01/2012 - 12/31/2012)



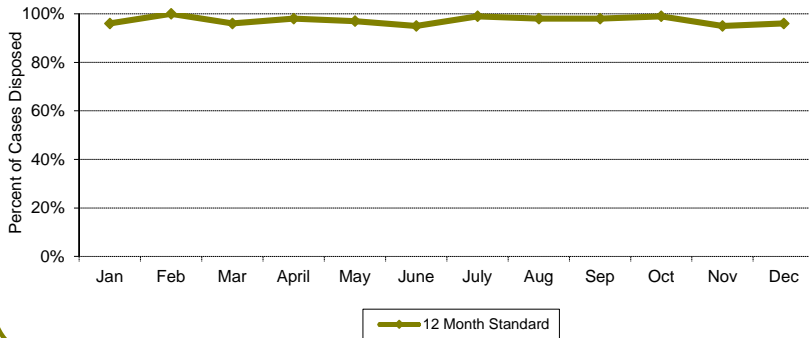
CourTools

G - Support Enforcement or Modification

Month	Percentage of Cases Disposed		Number of Days	
	Cases	< 12 Months	Mean	Median
Jan	95	96%	142	122
Feb	124	100%	136	119
Mar	154	96%	124	104
April	124	98%	125	111
May	137	97%	140	119
June	122	95%	149	132
July	139	99%	133	112
Aug	132	98%	132	117
Sep	112	98%	146	126
Oct	112	99%	143	146
Nov	123	95%	153	130
Dec	102	96%	160	136

1476 1.0

Time to Disposition - 12 Month Time Standard

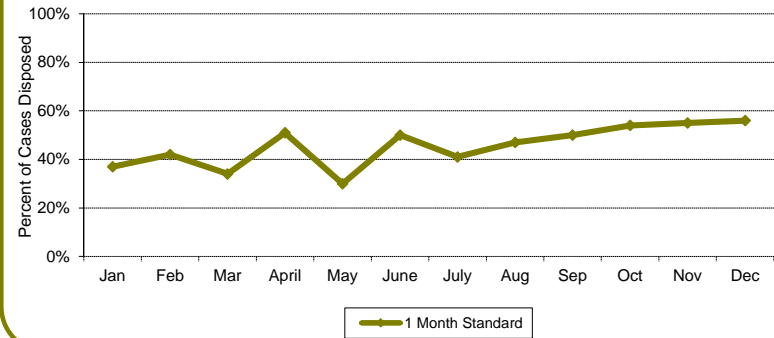


H - Domestic Violence

Month	Percentage of Cases Disposed		Number of Days	
	Cases	< 1 Month	Mean	Median
Jan	58	37%	25	18
Feb	68	42%	23	19
Mar	94	34%	22	16
April	49	51%	21	14
May	73	30%	28	26
June	48	50%	24	16
July	87	41%	22	15
Aug	53	47%	22	15
Sep	79	50%	30	20
Oct	82	54%	28	15
Nov	59	55%	26	16
Dec	57	56%	28	14

807 0.5

Time to Disposition - 1 Month Time Standard



Measure 3 Time to Disposition ALL JUDGES (01/01/2012 - 12/31/2012)



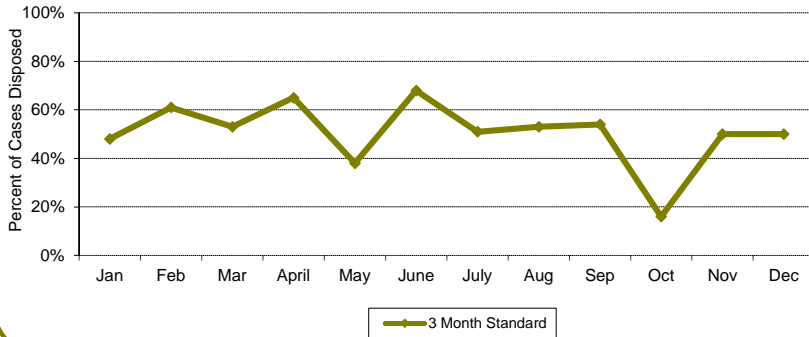
CourTools

I - URESA

Month	Percentage of Cases Disposed		Number of Days	
	Cases	< 3 Months	Mean	Median
Jan	31	48%	73	63
Feb	18	61%	68	55
Mar	30	53%	84	78
April	23	65%	79	79
May	21	38%	116	97
June	25	68%	80	72
July	31	51%	89	91
Aug	30	53%	91	83
Sep	24	54%	85	82
Oct	12	16%	129	107
Nov	34	50%	109	95
Dec	6	50%	130	120

285 0.5

Time to Disposition - 3 Month Time Standard

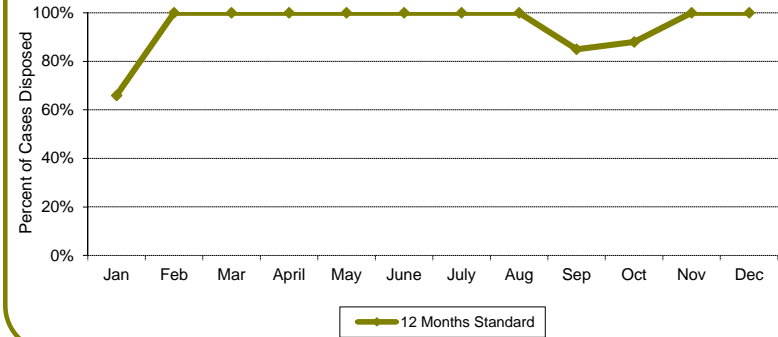


J - Parentage

Month	Percentage of Cases Disposed		Number of Days	
	Cases	< 12 Months	Mean	Median
Jan	3	66%	145	106
Feb	5	100%	147	121
Mar	2	100%	205	205
April	9	100%	116	78
May	1	100%	70	70
June	7	100%	153	124
July	8	100%	107	124
Aug	7	100%	163	165
Sep	7	85%	192	128
Oct	9	88%	197	218
Nov	5	100%	224	172
Dec	9	100%	208	206

72 0.9

Time to Disposition - 12 Month Time Standard



Measure 3 Time to Disposition ALL JUDGES (01/01/2012 - 12/31/2012)



CourTools

K - All Others

Month	Percentage of Cases Disposed		Number of Days	
	Cases	< 6 Months	Mean	Median
Jan	3	100%	62	0
Feb	1	0%	195	195
Mar	6	83%	89	55
April	10	100%	61	61
May	7	100%	72	48
June	6	83%	76	31
July	9	88%	109	90
Aug	11	90%	82	48
Sep	10	90%	104	103
Oct	19	63%	146	104
Nov	7	71%	134	79
Dec	14	71%	145	139
Total	103	0.8		

Type	# Cases
A	1564
B	1820
C	631
D	812
E	511
F	188
G	1476
H	807
I	285
J	72
K	103
TOTAL:	8269

Time to Disposition - 6 Month Time Standard

