

Measure 3 Time to Disposition ALL JUDGES (01/01/2016 - 12/31/2016)

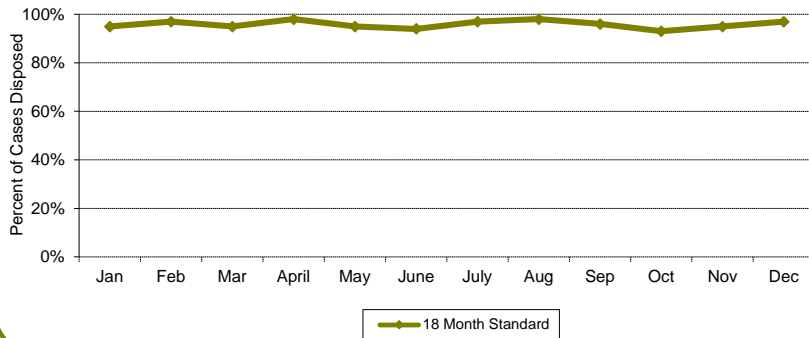


CourTools

A - Marriage Termination With Children

Month	Percentage of Cases Disposed		Number of Days	
	Cases	< 18 Months	Mean	Median
Jan	71	95%	168	120
Feb	104	97%	162	111
Mar	90	95%	161	127
April	71	98%	134	102
May	95	95%	147	85
June	105	94%	162	120
July	77	97%	167	125
Aug	97	98%	128	102
Sep	86	96%	145	102
Oct	78	93%	168	117
Nov	69	95%	171	131
Dec	76	97%	150	117
	<b>1019</b>	<b>1.0</b>		

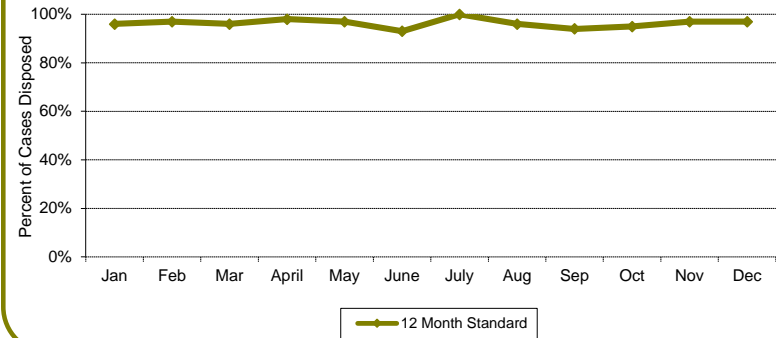
Time to Disposition - 18 Months Time Standard



B - Marriage Termination without Children

Month	Percentage of Cases Disposed		Number of Days	
	Cases	< 12 Months	Mean	Median
Jan	109	96%	122	81
Feb	112	97%	120	90
Mar	130	96%	127	88
April	115	98%	95	74
May	129	97%	118	79
June	148	93%	117	91
July	94	100%	129	102
Aug	134	96%	109	70
Sep	107	94%	119	88
Oct	136	95%	122	83
Nov	129	97%	125	78
Dec	105	97%	113	81
	<b>1448</b>	<b>1.0</b>		

Time to Disposition - 12 Months Time Standard



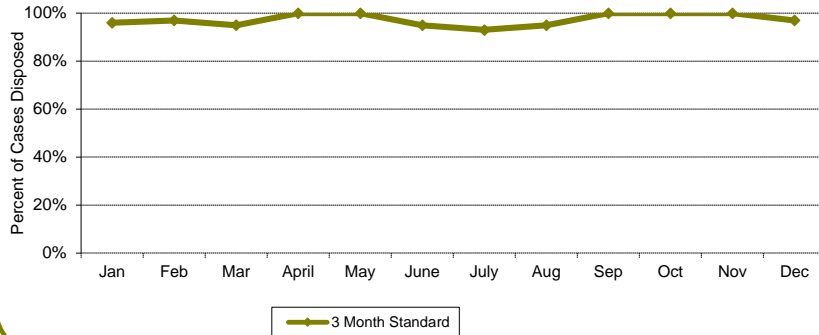
Measure 3 Time to Disposition ALL JUDGES (01/01/2016 - 12/31/2016)



C - Marriage Dissolutions with Children

Month	Percentage of Cases Disposed		Number of Days	
	Cases	< 3 Months	Mean	Median
Jan	28	96%	46	47
Feb	37	97%	44	42
Mar	49	95%	44	41
April	38	100%	44	44
May	41	100%	47	39
June	43	95%	50	48
July	32	93%	59	52
Aug	46	95%	51	49
Sep	37	100%	42	42
Oct	37	100%	47	43
Nov	37	100%	39	36
Dec	43	97%	45	40
	<b>468</b>	<b>1.0</b>		

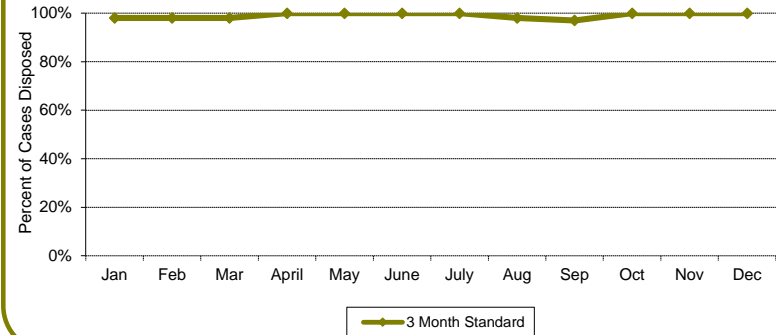
Time to Disposition - 3 Month Time Standard



D - Marriage Dissolutions without Children

Month	Percentage of Cases Disposed		Number of Days	
	Cases	< 3 Months	Mean	Median
Jan	58	98%	49	45
Feb	62	98%	40	39
Mar	66	98%	41	38
April	62	100%	43	41
May	56	100%	45	45
June	69	100%	46	45
July	50	100%	50	49
Aug	60	98%	46	44
Sep	37	97%	46	43
Oct	52	100%	43	40
Nov	54	100%	38	36
Dec	43	100%	39	39
	<b>669</b>	<b>1.0</b>		

Time to Disposition - 3 Month Time Standard



Measure 3 Time to Disposition ALL JUDGES (01/01/2016 - 12/31/2016)



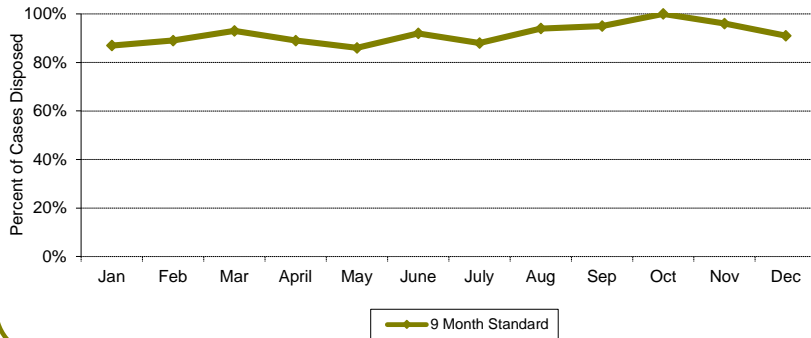
CourTools

E - Change of Custody

Month	Percentage of Cases Disposed		Number of Days	
	Cases	< 9 Months	Mean	Median
Jan	32	87%	121	71
Feb	37	89%	91	31
Mar	32	93%	105	60
April	29	89%	115	71
May	36	86%	95	64
June	26	92%	87	36
July	18	88%	101	46
Aug	38	94%	87	49
Sep	45	95%	84	41
Oct	24	100%	66	54
Nov	28	96%	92	70
Dec	24	91%	142	127

369 0.9

Time to Disposition - 9 Month Time Standard

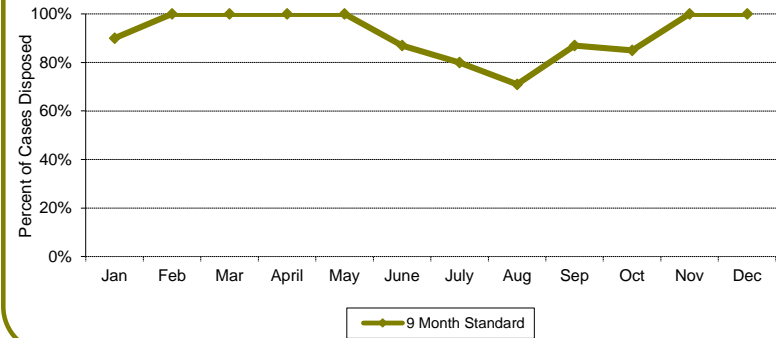


F - Visitation Enforcement or Modification

Month	Percentage of Cases Disposed		Number of Days	
	Cases	< 9 Months	Mean	Median
Jan	11	90%	165	158
Feb	8	100%	151	142
Mar	7	100%	107	81
April	6	100%	111	60
May	13	100%	53	33
June	8	87%	121	79
July	5	80%	209	154
Aug	7	71%	175	52
Sep	8	87%	108	71
Oct	7	85%	108	63
Nov	6	100%	149	139
Dec	5	100%	76	4

91 0.9

Time to Disposition - 9 Month Time Standard



Measure 3 Time to Disposition ALL JUDGES (01/01/2016 - 12/31/2016)



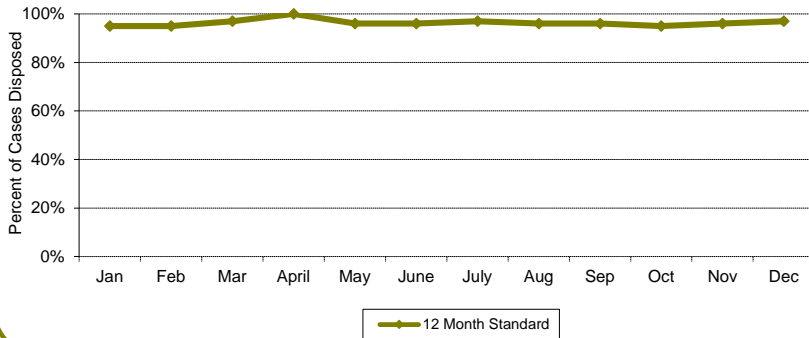
CourTools

G - Support Enforcement or Modification

Month	Percentage of Cases Disposed		Number of Days	
	Cases	< 12 Months	Mean	Median
Jan	46	95%	147	112
Feb	41	95%	146	103
Mar	42	97%	130	107
April	57	100%	97	64
May	27	96%	113	84
June	52	96%	118	67
July	34	97%	140	98
Aug	58	96%	103	98
Sep	63	96%	107	68
Oct	67	95%	123	77
Nov	60	96%	99	78
Dec	46	97%	125	112

593 1.0

Time to Disposition - 12 Month Time Standard

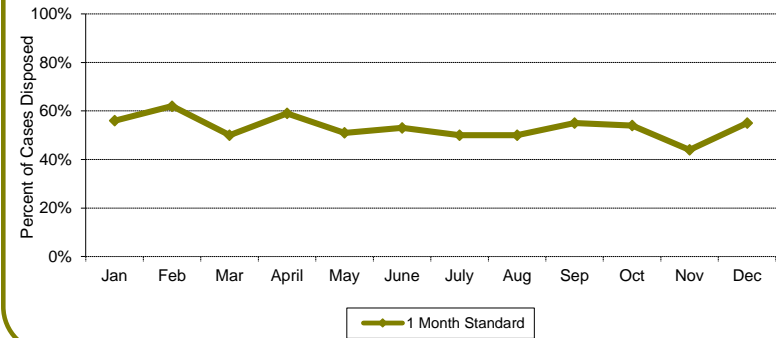


H - Domestic Violence

Month	Percentage of Cases Disposed		Number of Days	
	Cases	< 1 Month	Mean	Median
Jan	64	56%	31	18
Feb	64	62%	36	15
Mar	52	50%	52	20
April	57	59%	31	16
May	76	51%	33	17
June	64	53%	28	17
July	54	50%	31	21
Aug	87	50%	39	22
Sep	65	55%	35	20
Oct	75	54%	38	18
Nov	54	44%	40	16
Dec	40	55%	38	17

752 0.5

Time to Disposition - 1 Month Time Standard



Measure 3 Time to Disposition ALL JUDGES (01/01/2016 - 12/31/2016)



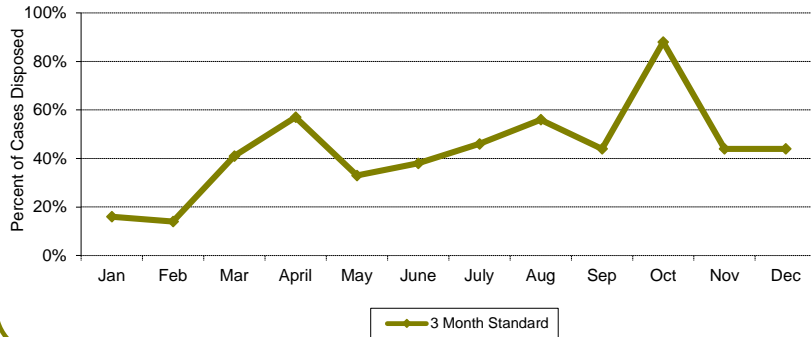
CourTools

I - URESA

Month	Percentage of Cases Disposed		Number of Days	
	Cases	< 3 Months	Mean	Median
Jan	6	16%	108	111
Feb	7	14%	108	103
Mar	12	41%	84	82
April	19	57%	72	63
May	9	33%	80	87
June	13	38%	86	69
July	15	46%	91	67
Aug	16	56%	75	72
Sep	9	44%	83	63
Oct	9	88%	62	57
Nov	18	44%	95	93
Dec	18	44%	92	91

151 0.4

Time to Disposition - 3 Month Time Standard

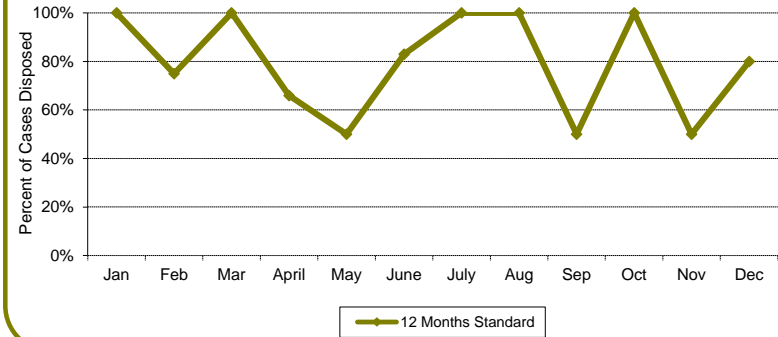


J - Parentage

Month	Percentage of Cases Disposed		Number of Days	
	Cases	< 12 Months	Mean	Median
Jan	5	100%	217	153
Feb	4	75%	262	252
Mar	3	100%	195	71
April	6	66%	273	301
May	4	50%	323	321
June	6	83%	245	238
July	3	100%	210	181
Aug	7	100%	191	188
Sep	2	50%	319	318
Oct	3	100%	187	138
Nov	2	50%	302	302
Dec	5	80%	227	169

50 0.8

Time to Disposition - 12 Month Time Standard



Measure 3 Time to Disposition ALL JUDGES (01/01/2016 - 12/31/2016)



CourTools

K - All Others

Month	Percentage of Cases Disposed		Number of Days	
	Cases	< 6 Months	Mean	Median
Jan	6	100%	89	67
Feb	4	75%	128	110
Mar	10	60%	162	119
April	13	84%	98	57
May	10	70%	121	125
June	14	85%	114	66
July	8	87%	105	97
Aug	10	90%	130	95
Sep	7	71%	124	98
Oct	13	76%	146	149
Nov	12	75%	134	118
Dec	5	40%	197	112
	112	0.8		

Type	# Cases
A	1019
B	1448
C	468
D	669
E	369
F	91
G	593
H	752
I	151
J	50
K	112
<b>TOTAL:</b>	<b>5722</b>

Time to Disposition - 6 Month Time Standard

