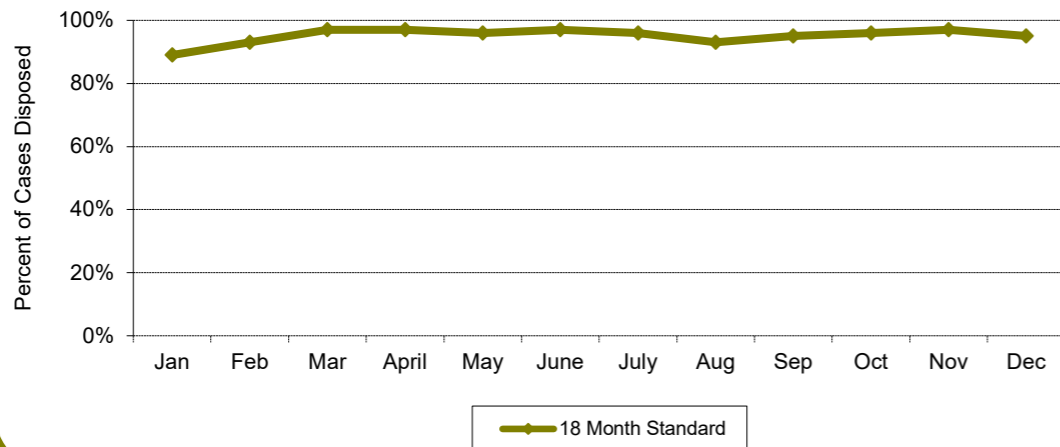




A - Marriage Termination With Children

Month	Percentage of Cases Disposed		Number of Days	
	Cases	< 18 Months	Mean	Median
Jan	84	89%	171	125
Feb	107	93%	182	135
Mar	96	97%	151	106
April	102	97%	149	97
May	100	96%	156	109
June	113	97%	150	94
July	91	96%	134	100
Aug	113	93%	149	98
Sep	92	95%	150	102
Oct	110	96%	174	127
Nov	81	97%	139	91
Dec	91	95%	167	105
	1180	1.0		

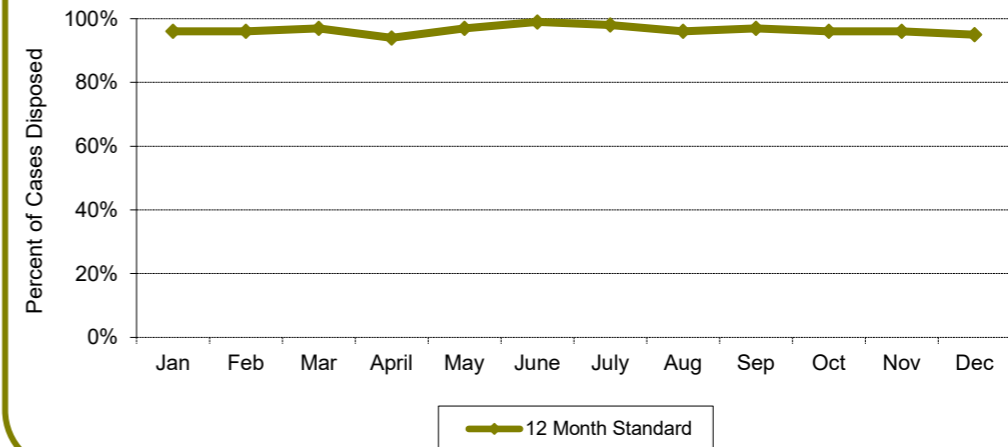
Time to Disposition - 18 Months Time Standard



B - Marriage Termination without Children

Month	Percentage of Cases Disposed		Number of Days	
	Cases	< 12 Months	Mean	Median
Jan	125	96%	121	92
Feb	130	96%	122	97
Mar	118	97%	117	95
April	156	94%	120	90
May	140	97%	123	81
June	156	99%	114	91
July	125	98%	100	83
Aug	157	96%	110	84
Sep	141	97%	116	85
Oct	141	96%	108	80
Nov	130	96%	122	92
Dec	121	95%	123	83
	1640	1.0		

Time to Disposition - 12 Months Time Standard

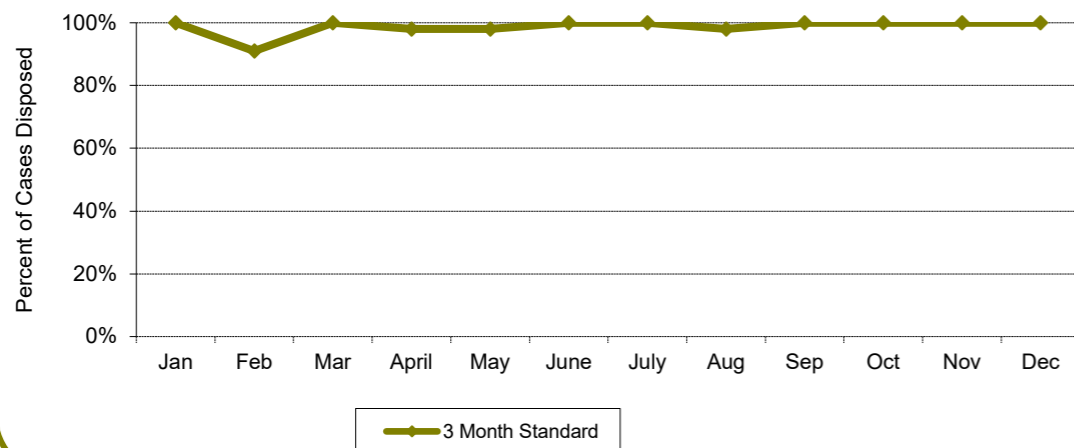




C - Marriage Dissolutions with Children

Month	Percentage of Cases Disposed		Number of Days	
	Cases	< 3 Months	Mean	Median
Jan	45	100%	48	45
Feb	37	91%	47	44
Mar	56	100%	38	35
April	56	98%	40	38
May	61	98%	44	40
June	47	100%	47	47
July	50	100%	44	43
Aug	50	98%	49	43
Sep	51	100%	41	39
Oct	46	100%	38	35
Nov	36	100%	42	41
Dec	46	100%	39	36
Total	581	1.0		

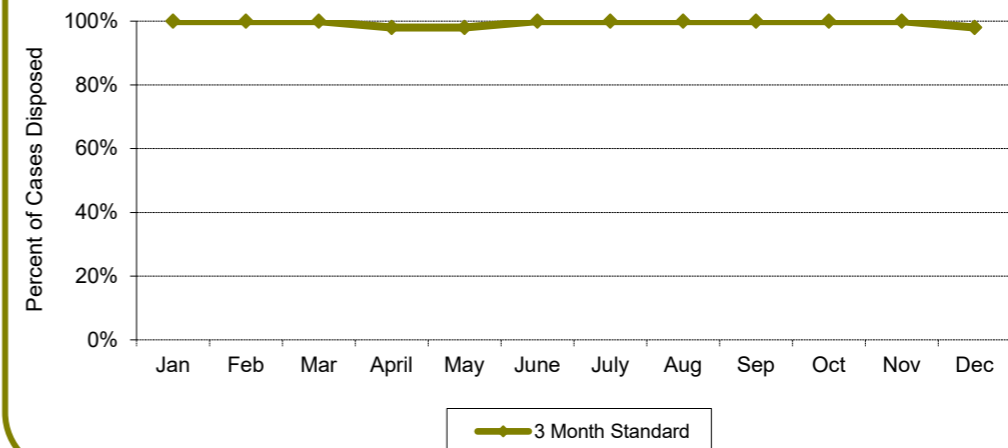
Time to Disposition - 3 Month Time Standard



D - Marriage Dissolutions without Children

Month	Percentage of Cases Disposed		Number of Days	
	Cases	< 3 Months	Mean	Median
Jan	39	100%	43	44
Feb	62	100%	48	43
Mar	68	100%	39	38
April	88	98%	40	37
May	81	98%	45	39
June	87	100%	44	42
July	76	100%	46	43
Aug	80	100%	42	40
Sep	62	100%	44	39
Oct	90	100%	40	36
Nov	52	100%	38	36
Dec	72	98%	42	39
Total	857	1.0		

Time to Disposition - 3 Month Time Standard



Measure 3 Time to Disposition ALL JUDGES (01/01/2019 - 12/31/2019)

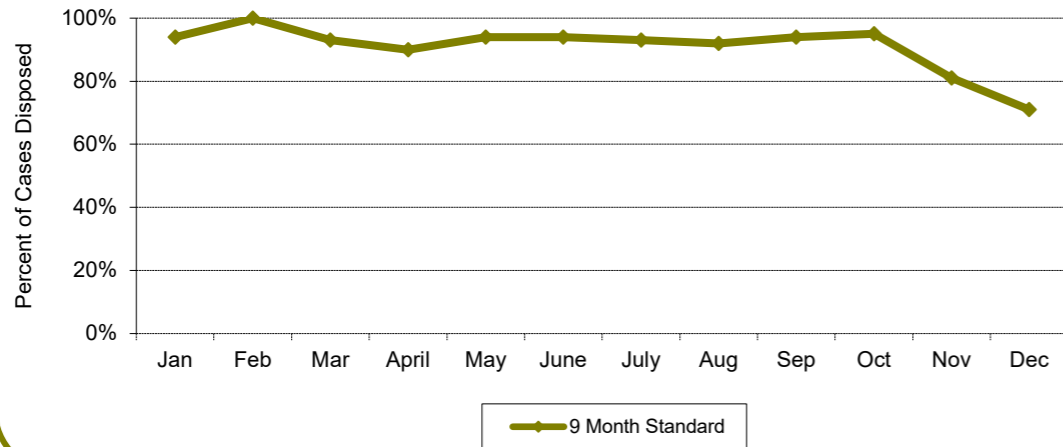


CourTools

E - Change of Custody

Month	Percentage of Cases Disposed		Number of Days	
	Cases	< 9 Months	Mean	Median
Jan	39	94%	99	67
Feb	33	100%	96	76
Mar	31	93%	103	35
April	44	90%	101	56
May	35	94%	104	32
June	36	94%	88	52
July	43	93%	94	47
Aug	57	92%	76	5
Sep	34	94%	82	33
Oct	23	95%	90	35
Nov	32	81%	128	99
Dec	28	71%	205	155
	435	0.9		

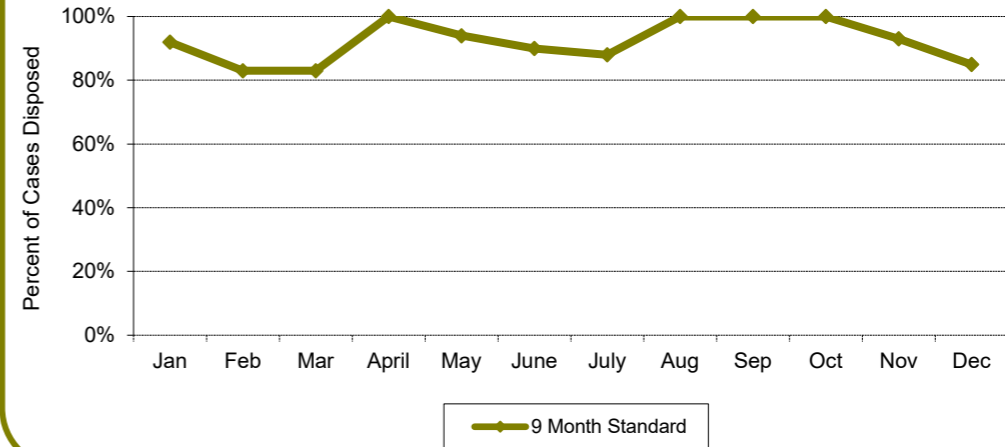
Time to Disposition - 9 Month Time Standard



F - Visitation Enforcement or Modification

Month	Percentage of Cases Disposed		Number of Days	
	Cases	< 9 Months	Mean	Median
Jan	14	92%	125	99
Feb	12	83%	142	148
Mar	12	83%	134	85
April	11	100%	101	63
May	18	94%	91	64
June	11	90%	129	87
July	17	88%	114	64
Aug	15	100%	82	72
Sep	8	100%	89	88
Oct	23	100%	73	61
Nov	15	93%	96	26
Dec	14	85%	103	66
	170	0.9		

Time to Disposition - 9 Month Time Standard



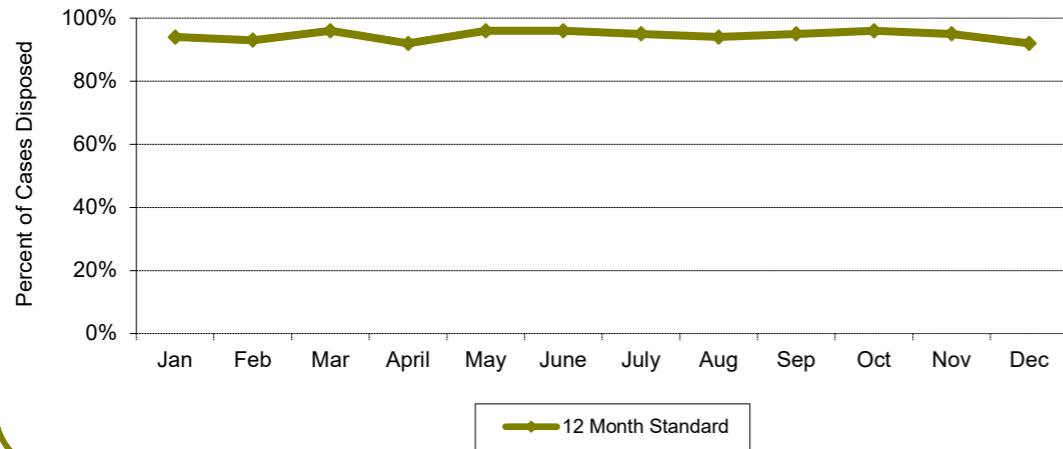


G - Support Enforcement or Modification

Month	Percentage of Cases Disposed		Number of Days	
	Cases	< 12 Months	Mean	Median
Jan	72	94%	138	98
Feb	77	93%	156	136
Mar	83	96%	129	99
April	66	92%	155	121
May	75	96%	124	104
June	79	96%	114	64
July	90	95%	110	58
Aug	89	94%	122	87
Sep	96	95%	108	69
Oct	109	96%	107	50
Nov	95	95%	94	56
Dec	89	92%	115	42

1020 0.9

Time to Disposition - 12 Month Time Standard

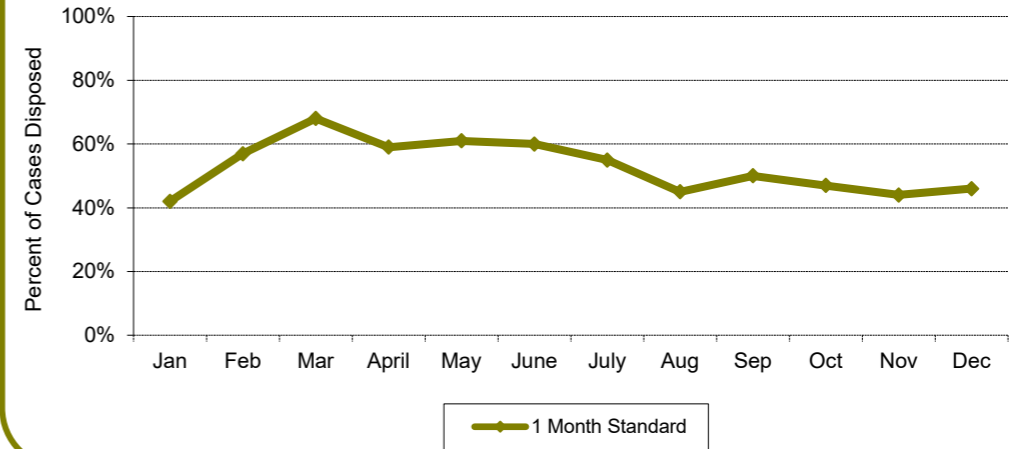


H - Domestic Violence

Month	Percentage of Cases Disposed		Number of Days	
	Cases	< 1 Month	Mean	Median
Jan	87	42%	44	30
Feb	70	57%	29	14
Mar	54	68%	22	15
April	52	59%	29	14
May	78	61%	30	16
June	71	60%	24	15
July	65	55%	31	16
Aug	94	45%	36	29
Sep	85	50%	34	16
Oct	63	47%	39	24
Nov	56	44%	37	30
Dec	66	46%	37	21

841 0.5

Time to Disposition - 1 Month Time Standard

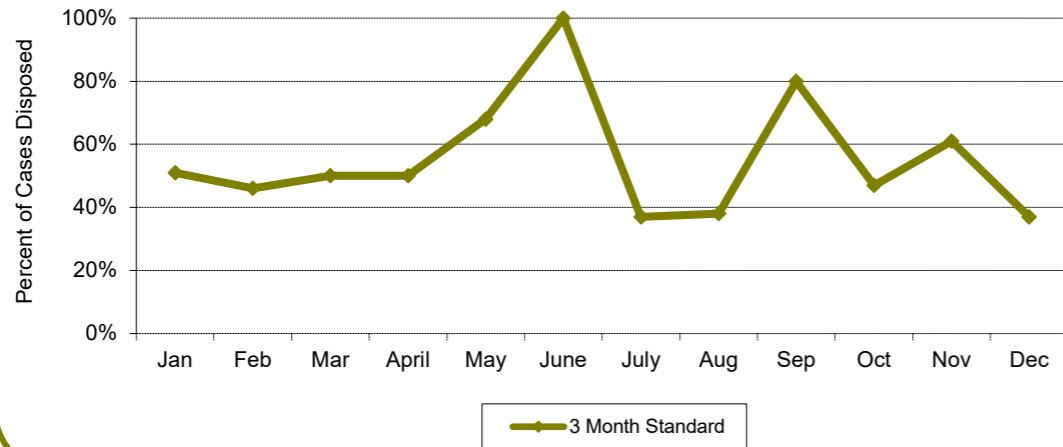




I - URESA

Month	Percentage of Cases Disposed		Number of Days	
	Cases	< 3 Months	Mean	Median
Jan	29	51%	76	71
Feb	32	46%	74	73
Mar	16	50%	115	97
April	18	50%	95	92
May	25	68%	73	60
June	12	100%	60	64
July	16	37%	108	103
Aug	21	38%	101	98
Sep	21	80%	69	70
Oct	17	47%	87	68
Nov	13	61%	76	64
Dec	8	37%	112	132
	228	0.6		

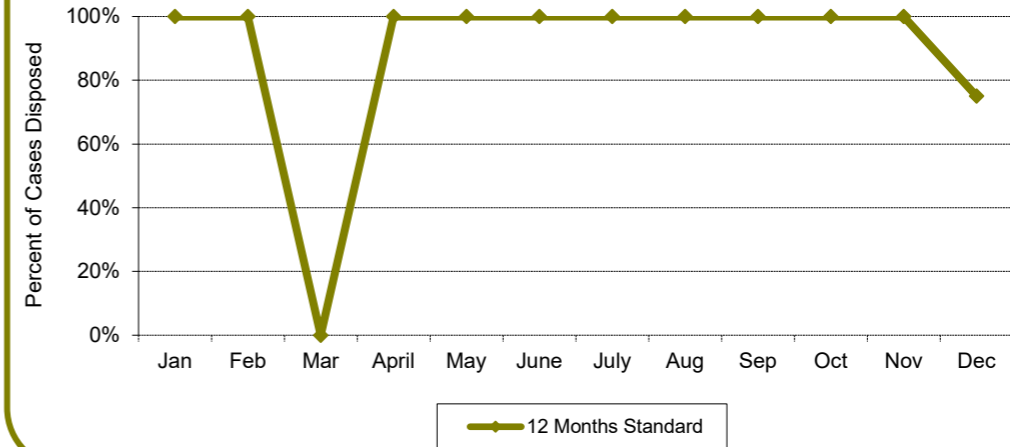
Time to Disposition - 3 Month Time Standard



J - Parentage

Month	Percentage of Cases Disposed		Number of Days	
	Cases	< 12 Months	Mean	Median
Jan	1	100%	174	174
Feb	3	100%	245	219
Mar	0	0%		
April	3	100%	231	188
May	3	100%	135	119
June	8	100%	185	182
July	1	100%	224	224
Aug	1	100%	138	138
Sep	5	100%	218	146
Oct	3	100%	316	248
Nov	7	100%	182	195
Dec	4	75%	287	284
	39	0.9		

Time to Disposition - 12 Month Time Standard



Measure 3 **Time to Disposition ALL JUDGES (01/01/2019 - 12/31/2019)**



CourTools

K - All Others

Month	Percentage of Cases Disposed		Number of Days	
	Cases	< 6 Months	Mean	Median
Jan	17	76%	118	104
Feb	14	71%	124	91
Mar	19	73%	122	81
April	14	78%	132	122
May	10	70%	118	97
June	8	62%	168	162
July	12	100%	97	93
Aug	17	82%	105	95
Sep	19	68%	155	86
Oct	18	83%	119	106
Nov	12	75%	138	136
Dec	14	71%	141	126
	174	0.8		

Type	# Cases
A	1180
B	1640
C	581
D	857
E	435
F	170
G	1020
H	841
I	228
J	39
K	174
TOTAL:	7165

Time to Disposition - 6 Month Time Standard

