

Measure 3 Time to Disposition ALL JUDGES (01/01/2020 - 12/31/2020)

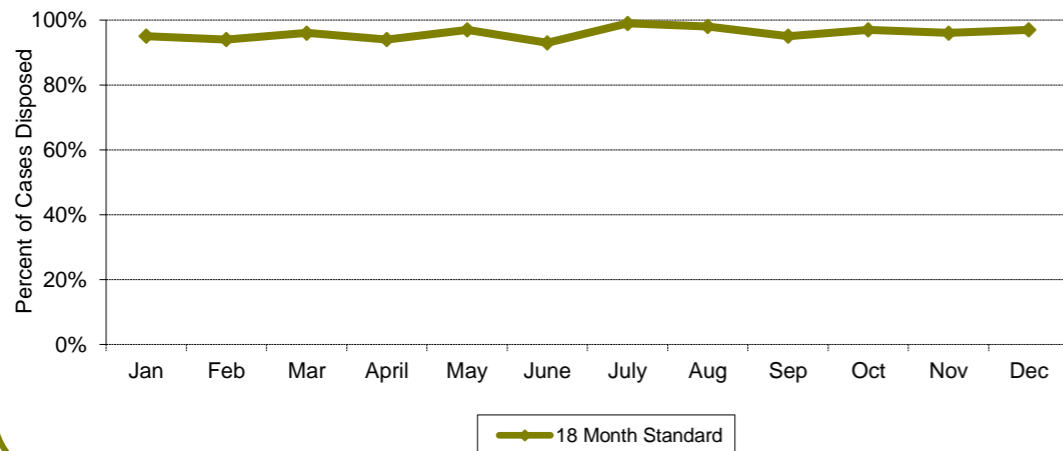


CourTools

A - Marriage Termination With Children

Month	Percentage of Cases Disposed		Number of Days	
	Cases	< 18 Months	Mean	Median
Jan	112	95%	150	102
Feb	118	94%	175	123
Mar	65	96%	112	65
April	37	94%	154	74
May	37	97%	202	168
June	82	93%	205	154
July	103	99%	168	141
Aug	65	98%	155	118
Sep	68	95%	201	168
Oct	97	97%	233	196
Nov	50	96%	194	147
Dec	75	97%	220	135
	<b>909</b>	<b>1.0</b>		

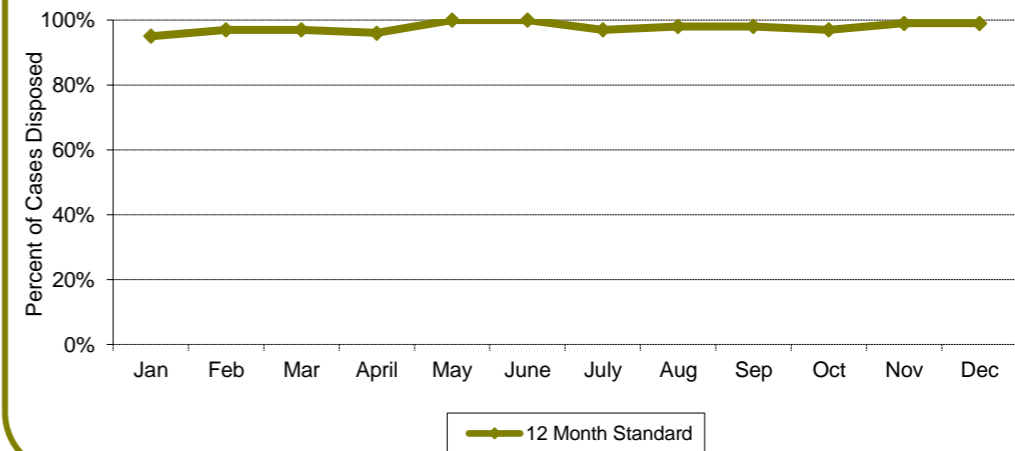
Time to Disposition - 18 Months Time Standard



B - Marriage Termination without Children

Month	Percentage of Cases Disposed		Number of Days	
	Cases	< 12 Months	Mean	Median
Jan	158	95%	126	94
Feb	135	97%	125	98
Mar	84	97%	110	68
April	25	96%	136	106
May	67	100%	123	116
June	130	100%	153	140
July	149	97%	170	156
Aug	121	98%	153	152
Sep	104	98%	156	112
Oct	139	97%	166	119
Nov	103	99%	147	103
Dec	113	99%	162	120
	<b>1328</b>	<b>1.0</b>		

Time to Disposition - 12 Months Time Standard



Measure 3 Time to Disposition ALL JUDGES (01/01/2020 - 12/31/2020)

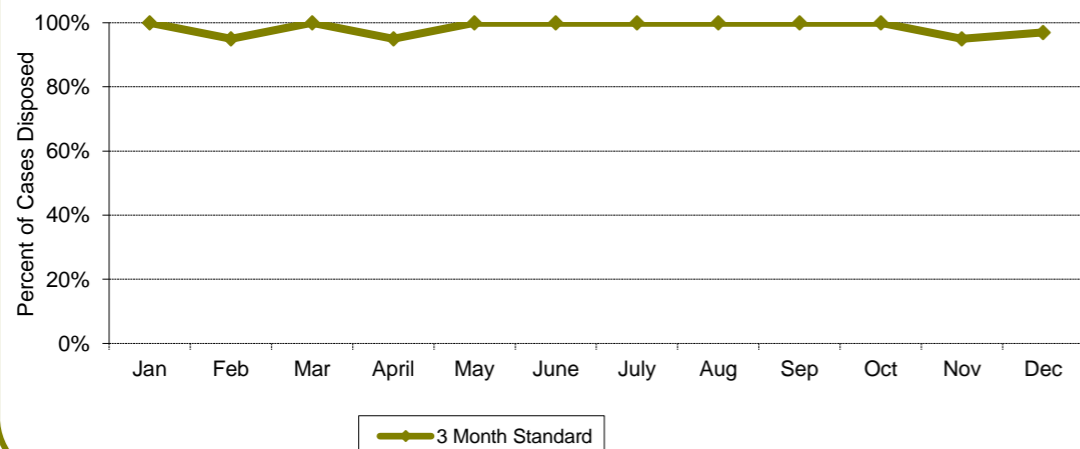


CourTools

C - Marriage Dissolutions with Children

Month	Percentage of Cases Disposed		Number of Days	
	Cases	< 3 Months	Mean	Median
Jan	42	100%	40	40
Feb	40	95%	43	36
Mar	21	100%	36	33
April	21	95%	57	54
May	38	100%	75	80
June	45	100%	67	60
July	41	100%	80	67
Aug	46	100%	58	56
Sep	49	100%	53	52
Oct	54	100%	55	55
Nov	45	95%	46	43
Dec	46	97%	55	49
	<b>488</b>	<b>1.0</b>		

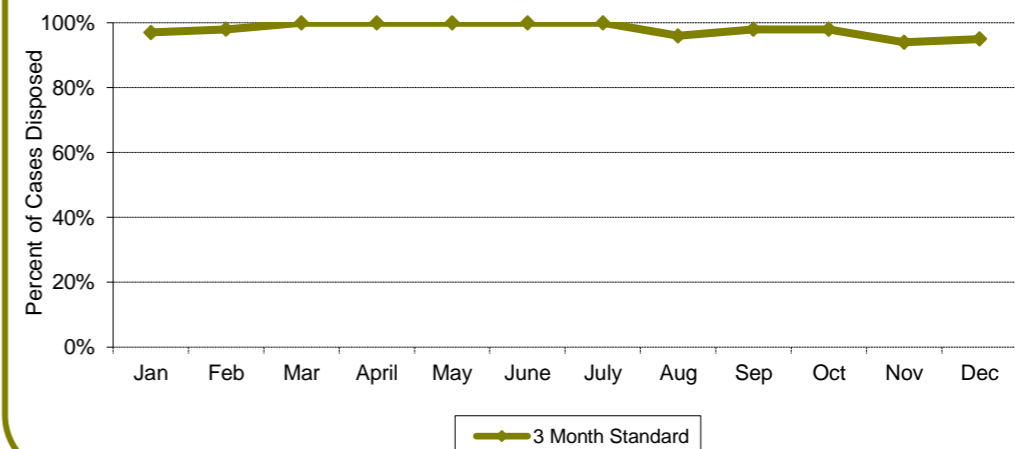
Time to Disposition - 3 Month Time Standard



D - Marriage Dissolutions without Children

Month	Percentage of Cases Disposed		Number of Days	
	Cases	< 3 Months	Mean	Median
Jan	76	97%	40	35
Feb	58	98%	38	37
Mar	40	100%	37	37
April	21	100%	54	53
May	50	100%	71	71
June	64	100%	70	65
July	74	100%	65	56
Aug	86	96%	58	55
Sep	94	98%	49	49
Oct	96	98%	51	48
Nov	55	94%	52	45
Dec	92	95%	52	47
	<b>806</b>	<b>1.0</b>		

Time to Disposition - 3 Month Time Standard



Measure 3 Time to Disposition ALL JUDGES (01/01/2020 - 12/31/2020)

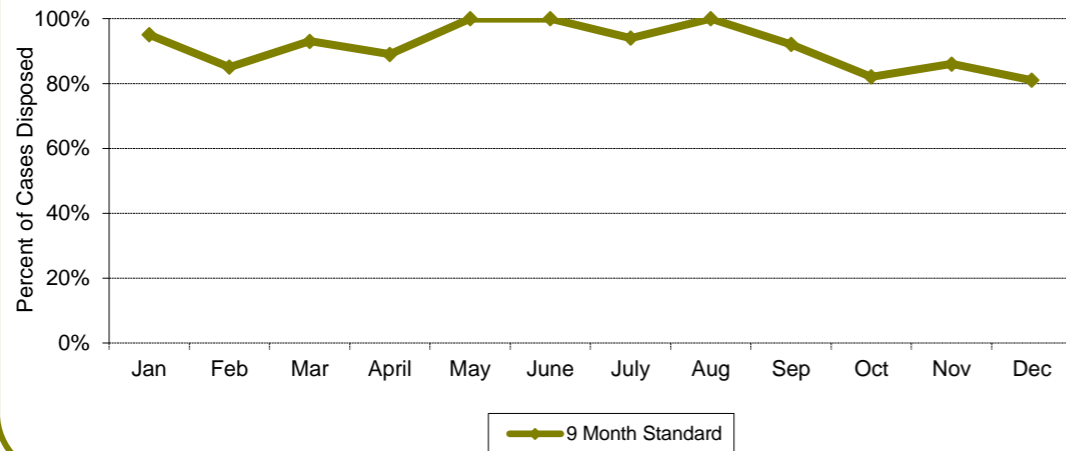


CourTools

E - Change of Custody

Month	Percentage of Cases Disposed		Number of Days	
	Cases	< 9 Months	Mean	Median
Jan	42	95%	105	86
Feb	27	85%	88	23
Mar	15	93%	87	34
April	19	89%	124	62
May	16	100%	100	86
June	25	100%	125	70
July	37	94%	148	92
Aug	34	100%	70	5
Sep	25	92%	110	6
Oct	28	82%	144	92
Nov	15	86%	146	97
Dec	11	81%	184	47
	<b>294</b>	<b>0.9</b>		

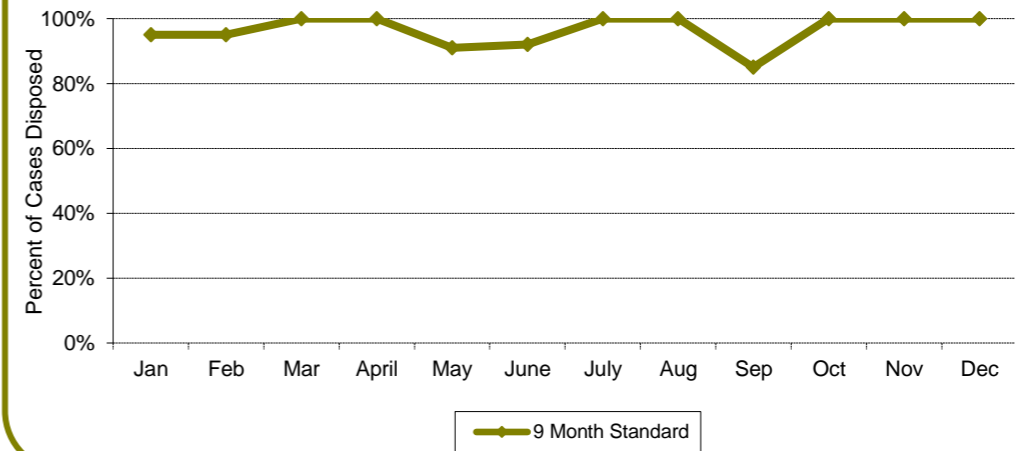
Time to Disposition - 9 Month Time Standard



F - Visitation Enforcement or Modification

Month	Percentage of Cases Disposed		Number of Days	
	Cases	< 9 Months	Mean	Median
Jan	20	95%	150	124
Feb	20	95%	160	150
Mar	15	100%	75	72
April	12	100%	112	97
May	12	91%	124	86
June	13	92%	130	111
July	17	100%	191	170
Aug	12	100%	69	61
Sep	7	85%	197	175
Oct	9	100%	217	154
Nov	6	100%	251	263
Dec	13	100%	166	148
	<b>156</b>	<b>1.0</b>		

Time to Disposition - 9 Month Time Standard



Measure 3 Time to Disposition ALL JUDGES (01/01/2020 - 12/31/2020)

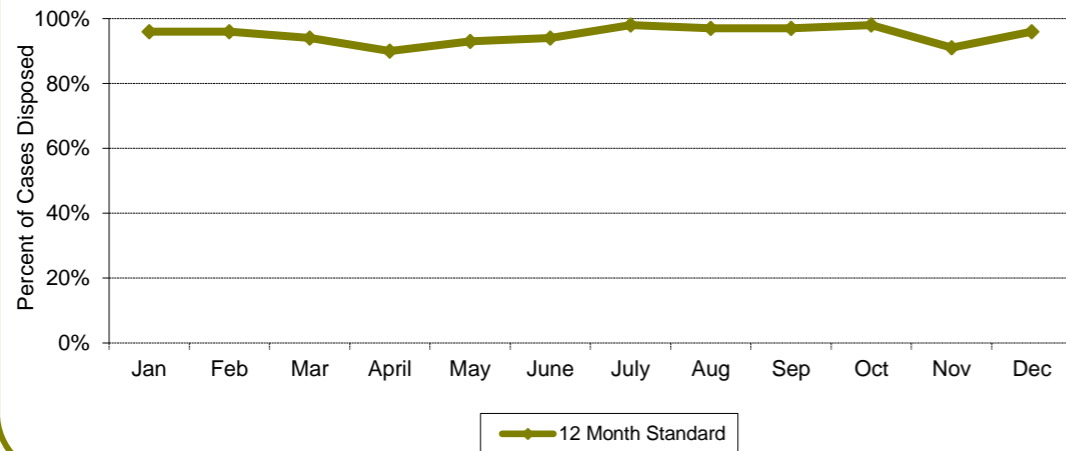


CourTools

G - Support Enforcement or Modification

Month	Percentage of Cases Disposed		Number of Days	
	Cases	< 12 Months	Mean	Median
Jan	82	96%	113	73
Feb	77	96%	151	124
Mar	52	94%	122	98
April	32	90%	147	109
May	31	93%	131	92
June	55	94%	169	111
July	54	98%	153	120
Aug	40	97%	196	141
Sep	45	97%	150	95
Oct	60	98%	189	224
Nov	60	91%	243	257
Dec	53	96%	214	167
	<b>641</b>	<b>1.0</b>		

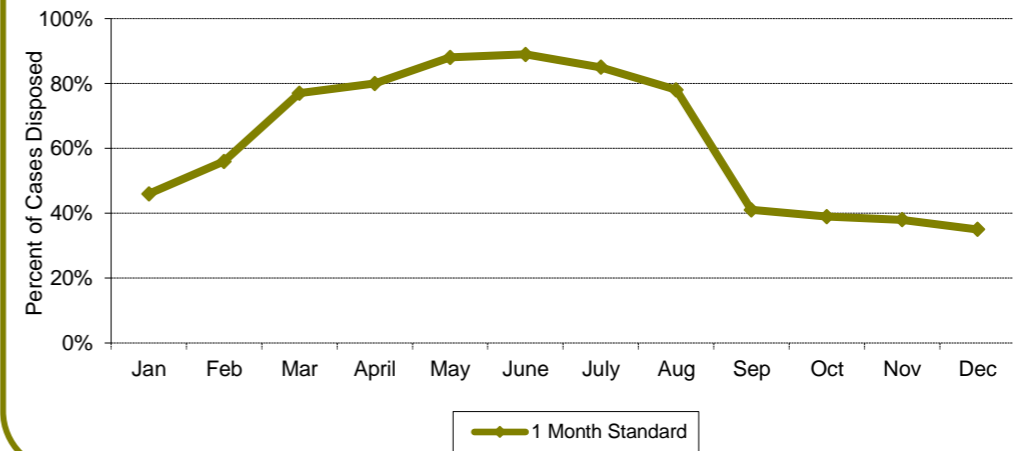
Time to Disposition - 12 Month Time Standard



H - Domestic Violence

Month	Percentage of Cases Disposed		Number of Days	
	Cases	< 1 Month	Mean	Median
Jan	91	46%	42	27
Feb	65	56%	33	20
Mar	53	77%	29	17
April	30	80%	42	15
May	42	88%	46	20
June	56	89%	63	31
July	57	85%	62	34
Aug	69	78%	59	43
Sep	63	41%	37	29
Oct	73	39%	60	37
Nov	73	38%	72	51
Dec	54	35%	75	58
	<b>726</b>	<b>0.6</b>		

Time to Disposition - 1 Month Time Standard



Measure 3 Time to Disposition ALL JUDGES (01/01/2020 - 12/31/2020)

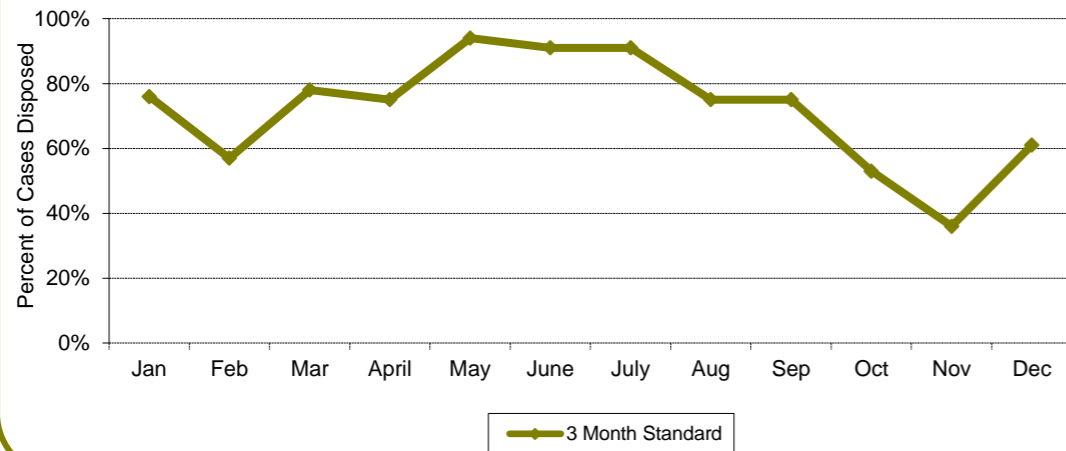


CourTools

I - URESA

Month	Percentage of Cases Disposed		Number of Days	
	Cases	< 3 Months	Mean	Median
Jan	21	76%	56	47
Feb	21	57%	77	79
Mar	14	78%	74	64
April	20	75%	121	95
May	17	94%	75	78
June	12	91%	149	113
July	12	91%	102	70
Aug	8	75%	152	177
Sep	4	75%	192	169
Oct	15	53%	168	106
Nov	11	36%	180	100
Dec	18	61%	110	96
	<b>173</b>	<b>0.7</b>		

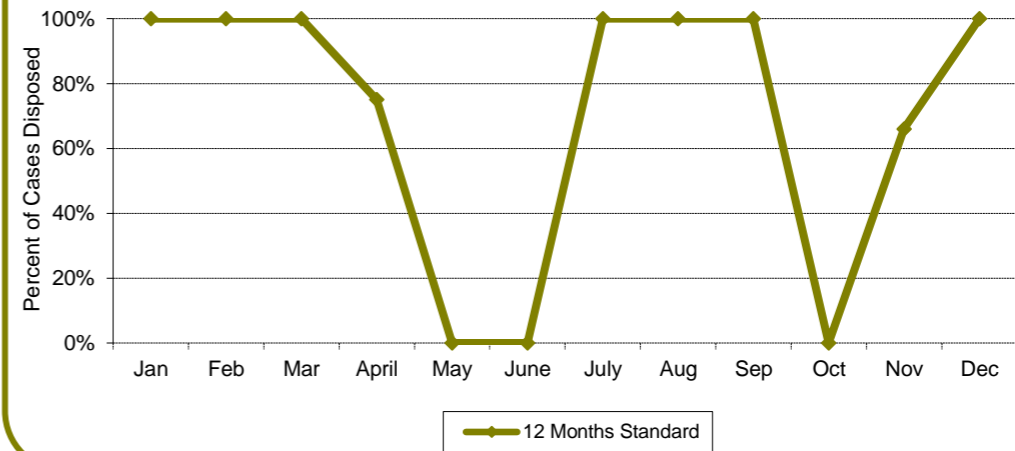
Time to Disposition - 3 Month Time Standard



J - Parentage

Month	Percentage of Cases Disposed		Number of Days	
	Cases	< 12 Months	Mean	Median
Jan	8	100%	196	184
Feb	2	100%	242	242
Mar	3	100%	265	136
April	4	75%	307	288
May	0	0%		
June	0	0%		
July	1	100%	189	189
Aug	5	100%	323	275
Sep	5	100%	234	224
Oct	0	0%		
Nov	3	66%	314	160
Dec	3	100%	312	289
	<b>34</b>	<b>0.7</b>		

Time to Disposition - 12 Month Time Standard



Measure 3 **Time to Disposition ALL JUDGES (01/01/2020 - 12/31/2020)**



CourTools

**K - All Others**

Month	Percentage of Cases Disposed		Number of Days	
	Cases	< 6 Months	Mean	Median
Jan	11	72%	112	91
Feb	9	66%	133	137
Mar	7	71%	134	115
April	8	100%	113	116
May	7	85%	118	66
June	12	83%	157	115
July	10	80%	249	231
Aug	3	100%	177	135
Sep	7	85%	202	171
Oct	11	72%	198	124
Nov	6	83%	200	130
Dec	5	80%	217	114
<b>Total</b>	<b>96</b>	<b>0.8</b>		

Type	# Cases
A	909
B	1328
C	488
D	806
E	294
F	156
G	641
H	726
I	173
J	34
K	96
<b>TOTAL:</b>	<b>5651</b>

Time to Disposition - 6 Month Time Standard

